

STEAM INDICATOR (Autoclave) TAPE For Monitoring Steam Sterilisation Processes

Rodwell Part No. AC985 (885-0306)



Product Description

Rodwell Steam autoclave indicator tape contains no lead or other toxic heavy metals. The autoclave tape is manufactured for closing packages, instrument wraps, and other items requiring steam sterilisation. The autoclave tape can be utilised for monitoring steam sterilisation processes (pre-vacuum and gravity) up to 140°C. The tape adhesive can adhere to paper, plastic, glass, metal, and non-woven materials.

Physical Properties

Process	Steam
Tape Dimensions	19mm x 50m (0.75" x 55yards)
Packaging	48 Rolls
Chemical Indicator	Initial Colour: Yellow Signal Colour: Brown Chemical Indicator Inks contain no lead or other toxic heavy metals

Indications for Use

Type 1 Indicator :



- 121°C, ≥ 15 minutes
- 134°C, ≥ 3.5 minutes

Instructions for Use

Use a minimum of a three (3) inch section of tape to close packages/items intended for steam sterilisation. Process packages/items as instructed in the autoclave/steriliser validation or manual.

Upon exposure to high temperature steam, the chemical indicator will transition from yellow to brown. The transition colour may vary depending on the load configuration, length and conditions of exposure. A colour transition from yellow to brown provides indication of exposure to high temperature steam.

The chemical reaction which causes the colour transition is a steam specific reaction and is irreversible.

Unexposed	Exposed to steam 121°C, 15 minutes
	

*Colours shown are representations of printed ink initial and signal colours but may vary from actual use.





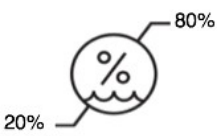



The signal colour achieved from exposure to steam may vary from the example above due to differences in processing parameters (i.e. load content, steam quality, cycle time, temperature, etc.). For a Type 1 Process Indicator, any colour change produced during exposure to steam which is different from the initial colour is considered acceptable.

Compliance

ISO 11140-1:2014 Sterilization of health care products – Chemical Indicators- Part 1: General Requirements for Type 1 Chemical Process Indicators

Storage and Shelf Life

Disposal

	10°C to 40°C		Keep away from sunlight
	20% to 80% relative humidity		Keep Dry
Shelf Life	3 years from the date of manufacture. The date of manufacture is based on the day the indicating ink is applied to the substrate. The remaining shelf life upon receipt will be shorter than 3 years		Do not reuse
	Do not use the product if the indicator has transitioned from green to orange. Keep away from sterilants. Do not use after expiration date.		

Discard as general waste.